


Ahead in Shore Power

Ratio
ELECTRIC



**STATE-OF-THE-ART
SHORE POWER CONNECTIONS**

Ratio
ELECTRIC

In this catalogue you will find the best products to connect your boat with the power supply from the land. Every product we make is designed to be functional, practical and able to withstand the harsh marine environment. Boatyards and yachtmen all over Europe prefer state-of-the-art shore power products from Ratio Electric.



Ratio Electric develops innovative shorepower connections and power solutions for every type of boat.

Ranging from robust cables to stainless steel inlets. We also carry a vast range of stylish, functional and safe accessories.



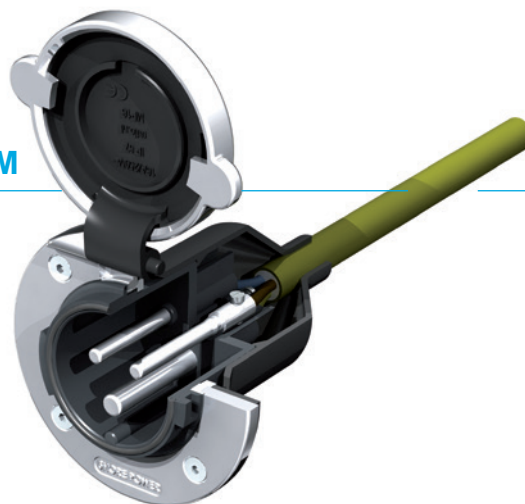


MP Shore Power system

Ratio
ELECTRIC

A waterproof, stylish and approved shore power connection system for your boat.

MP SERIES WATERPROOF CONNECTION SYSTEM



Ratio Electric has designed the MP 16 (16A/250V), MP32 (32A/250V) and MP50 (50A/250V) system to offer a waterproof, stylish and approved shore power connection system for your boat.

The system is based on the world standard for outdoor connections (the IEC 60309) and features a boat inlet and a mating connector (moulded or assembled).

STAINLESS STEEL INLET



The MP16, MP32 and MP50 inlets are made from solid cast marine grade 316 stainless steel and include an easy locking waterproof cap.

The requirements for installation of electrical systems on craft of hull length up to 24m are specified in the ISO13297 standard. MP16, MP32 and MP50 inlet will not accept standard CEE couplers.

CABLE CONNECTORS



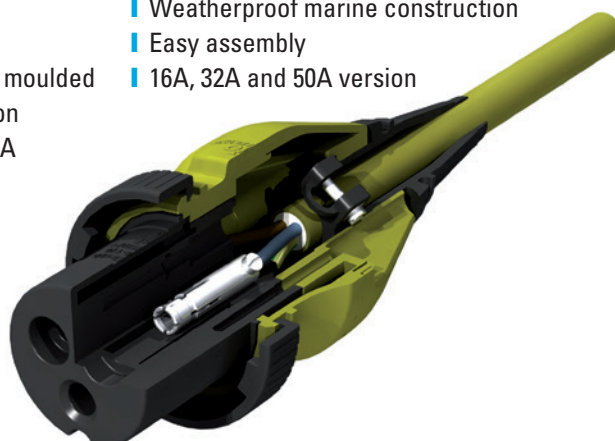
The MP16 and MP32 cable connectors are available in a moulded watertight version as well as an assembly (rewireable) type. The MP50 cable connector is only available in an assembly version. All types include a weatherproof sealing cap to ensure CE compliance.

Moulded connector

- LED power indication
- Watertight moulded construction
- 16A and 32A version

Assembly connector

- Weatherproof marine construction
- Easy assembly
- 16A, 32A and 50A version



Ratio
ELECTRIC



16A/250V STAINLESS STEEL INLET

- Part no. MP16-10
- Marking: CE
- Waterproof: IP56
- Solid cast 316 stainless steel



16A/250V POLYAMID INLET

- Part no. MP16-10-K
- Marking: CE
- Waterproof: IP56
- Glass filled PA6



16A/250V CHROMED INLET

- Part no. MP16-10-KX
- Marking: CE
- Waterproof: IP56
- ABS chrome plated

MP16 CORD SETS



- Marking: CE
- Waterproof: IP44
- PUR cable (H07BQ-F)
- Watertight moulded plug and connector
- LED power indication

P/N	MP16 Cord Sets	Length	Max. rating
2801	MP16 Cord Set with H07BQ-F 3G 1,50mm ² (PUR) Yellow cable	15m	10A
2802	MP16 Cord Set with H07BQ-F 3G 1,50mm ² (PUR) Yellow cable	25m	10A
2823	MP16 Cord Set with H07BQ-F 3G 2,50mm ² (PUR) Yellow cable	5m	16A
2821	MP16 Cord Set with H07BQ-F 3G 2,50mm ² (PUR) Yellow cable	15m	16A
2822	MP16 Cord Set with H07BQ-F 3G 2,50mm ² (PUR) Yellow cable	25m	16A



16A/250V CONNECTOR


- Part no. MP16-110
- Marking: CE
- Waterproof: IP44
- Recommended Cable:
H07BQ-F 3G 1,50mm² and 3G 2,50mm²

Ratio
ELECTRIC



**32A/250V
STAINLESS STEEL INLET**

- Part no. MP32-10
- Marking: CE
- Waterproof: IP56
- Solid cast 316 stainless steel



MP 32 CORD SET

- Marking: CE
- Waterproof: IP44
- PUR Cable (H07BQ-F)
- Watertight moulded plug and connector
- LED power indication

P/N	MP32 Cord Sets	Length	Max. rating
2836	MP32 Cord Set with H07BQ-F 3G 4,00mm ² (PUR) Yellow cable	15 m	25A
2832	MP32 Cord Set with H07BQ-F 3G 4,00mm ² (PUR) Yellow cable	25m	25A
2837	MP32 Cord Set with H07BQ-F 3G 6,00mm ² (PUR) Yellow cable	15 m	32A
2838	MP32 Cord Set with H07BQ-F 3G 6,00mm ² (PUR) Yellow cable	25m	32A



**32A/250V
CONNECTOR (SIDE VIEW)**

- Part no. MP32-110
- Marking: CE
- Waterproof: IP44
- Recommended cable
H07BQ-F 3G 4,00mm²
and H07BQ-F 3G 6,00mm²



**32A/250V
CONNECTOR (FRONT VIEW)**

Ratio
ELECTRIC



**50A/250V
STAINLESS STEEL INLET**

- | Part no. MP50-10
- | Marking: CE
- | Waterproof: IP56
- | Solid cast 316 stainless steel



MP 50 CORD SET (ASSEMBLY TYPE)

- | Marking: CE
- | Watertight assembled plug and connector
- | PUR Cable (H07BQ-F)
- | MP50-110 Connector and 63A blue CEE plug

P/N	MP50 Cord Sets	Length	Max. rating
2851	MP50 Cord Set with H07BQ-F 3G 10,00mm ² (PUR) Yellow cable	15 m	50A
2852	MP50 Cord Set with H07BQ-F 3G 10,00mm ² (PUR) Yellow cable	25m	50A



**50A/250V
CONNECTOR (SIDE VIEW)**

- | Part no. MP50-110
- | Marking: CE
- | Waterproof: IP44
- | Recommended cable H07BQ-F 3G 10mm² (max. 25m)




**50A/250V
CONNECTOR (FRONT VIEW)**



Loose power cords on the dock and on the deck can create dangerous situations. The Shore Power Cord Clips from Ratio Electric helps you to increase safety on and around your boat.

SHORE POWER CORD DOCK CLIP




For cable H07BQ-F 3G 1,50 mm² p/n 70040
For cable H07BQ-F 3G 2,50 mm² p/n 70041



- Use on the edge of the dock or deck
- Keeps Powercords organised and out of the water
- Packaged as a set of 6 clips with stainless steel mounting screws
- Easy to install

SHORE POWER CORD RAIL CLIP



p/n 70038

- Keeps your Power cord from the deck
- Easy clip on tube or wire rails
- Packaged as set of 6 clips
- For 16A cords

ORGANISER BAG



■ Part no. 70021



Ahead in Shore Power

Ratio
ELECTRIC

While Shore power solutions are still developing, we would welcome your comments and ideas on any adaptations to our existing products as well as your useful suggestions for possible new products. Please send your comments to: info@ratio.nl

Distributed in New Zealand by;



78 Cryers Road,
East Tamaki
Auckland, 2013

p: +64 9 274 3340
f: +64 9 274 5490
e: ev@transnet.co.nz
w: evc.co.nz